

Insulated Tools

for Live Line Working



 **ITL**
Insulated Tools Limited



Insulated Tools for Live Line Working

Welcome to the latest edition of our catalogue which features some new products plus redesigned screwdriver handles which we have adopted for all screwdriver type products.

This handle brings these tools into the 21st century and we are sure you will agree that they are easier and more comfortable to use.

However if you have a preference for the Engineers' or Cabinet Handle Screwdriver we can of course still oblige.



New Catalogue ▶ New Products ▶ New Benefits

Our Company History

Over forty years ago, the then nationalised Area Electricity Boards, were experiencing problems in obtaining hand tools insulated to a high enough standard. To this end, senior engineers and safety officers from the Boards set up a working group to look into their requirements and to establish a specification that all tools needed to meet before they could be considered safe for live line working.

The group, which included the founder of our company, researched the basic tools that would be required and all aspects that needed to be covered in relation to insulating these tools.

The outcome of this work was the initial ESI 26-3 specification, which stated that all tools must be able to pass an electrical test of 10,000 volts for 3 minutes whilst submerged in water.

The material must be able to function at temperatures from -20°C to $+70^{\circ}\text{C}$, the material must also be able to withstand impact, be flame retardant, have a good adhesion to the tool and also have the minimum moisture retention.

This specification has now been superseded by the International IEC 60900, of which IEC 60900:2004 is the current version.

Basically this specification is identical to the ESI 26-3.

Although PVC will meet the requirements of these tests, the members of the committee all agreed that the material Nylon 11 was by far the best option, in that it more than met the above requirements, plus it is a much harder wearing material and will withstand the rigours of being out in the field longer. This not only makes the tools more cost effective, but also gives the operator that essential protection for longer.





www.insulatedtoolsgroup.com

Category “C”

Now that the specification for Live Line Working Tools has been adopted worldwide an additional category has been included to take into account workers who have to operate in sub-zero temperatures.

In general tools have to be able to withstand impact at a temperature of -20°C, as previously stated, but in certain countries this temperature can be reached on a regular basis, therefore tests at -20°C do not offer adequate safety margins.

Now you can obtain tools which have been subjected to impact at temperatures down to -40°C and these can carry the category “C” mark for identification.

We are proud to confirm that after carrying out the necessary tests on our products, the material Nylon 11, which makes our products unique, more than meets this additional specification, confirming once again that our tools are the best that money can buy.

From the outset ITL has adopted the material Nylon 11 for the reasons stated and is the only supplier to do so. Nylon is applied by means of injection moulding rather than the easier to apply dipping alternative used for PVC.

So when you need to re-stock your tool kit, make sure your tools are from ITL, your first and best choice for protection.

Tailor Made Kits

Tailor Made Kits can be specified and assembled within 24 hours.



Insulated Tools Limited

Charlwoods Road, East Grinstead
West Sussex RH19 2HR
United Kingdom

Telephone: +44 (0)1342 324255
Facsimile: +44 (0)1342 327115
E-mail: enquiries@insulatedtools.co.uk
Website: www.insulatedtools.co.uk

ITL Lic (Customer Service)

606 Ryan Ave., Ste Q-3,
Westville, NJ 08093
USA

Telephone: 0856 853 6400
Facsimile: 0856 853 6402
E-mail: enquiries@insulatedtoolsusa.com

Contents

Tool Kits	4 - 8
Pliers and Cutters	8 - 10
Spanners	10 - 13
Sockets and Accessories	13 - 16
Saws and Knives	16 - 17
Screwdrivers	17 - 19
Nut Spinners	19
Link Extractors	20 - 21
Hexagon Keys	21 - 22
Box Spanners	22
Jointers' Ladles	22
Core Bending Bars	23
Sheath Lifting Tool	23
Holding Tools	23
Shrouds	24
Wedges	24
Cable Jointers' Umbrella	24
Guy Rope Set	24
Knockout Tool	24
Removal Tool	25
Fuse Carrier/Pullers	25
Cut-Out Tees	25
Phase 'B' Scott Barriers	25
Paint/Dusting Brushes	25
Tape Measure	25
Police Probes	26
Tool Rolls	26
Electricians Tool Case	26
Cable Jointers' Holdall	26
Switchboard Matting	26
Gloves	27
Glove Wallet	27

Insulated Tool Kits for Live Line Working



Code No	Description
00002	Deluxe Tool Kit (20 pce in Orange Tool Case)
01860	3" Terminal Screwdriver 1/8" (3mm)
01890	6" Insulated Screwdriver 3/16" (5mm)
01920	6" Elec. Screwdriver 1/4" (6mm)
02010	No.1 Phillips Screwdriver
02020	No.2 Phillips Screwdriver
00021	8" Combination pliers
00051	6" Snipe Nose Pliers
00120	8" Cable Cutter
00101	6" Diagonal Cutters
00141	10" G.J. Piers
01830	C.J. Coring Knife 7"
03000	8" Adjustable Wrench
00300	1/2" O/E Wrench
00340	11/16" O/E Wrench
00360	3/4" O/E Wrench
00410	1" O/E Wrench
01080	1/2" Ring Wrench
01090	11/16" Ring Wrench
01100	3/4" Ring Wrench
03005	Tool Case (Orange)

Code No.	Description
00005	General Purpose Tool Kit (9 pce in Tool Roll)
01860	3" Terminal Screwdriver 1/8" (3mm)
01890	6" Insulated Screwdriver 3/16" (5mm)
01920	6" Elec. Screwdriver 1/4" (6mm)
02010	No.1 Phillips Screwdriver
02020	No.2 Phillips Screwdriver
00021	8" Combination Pliers
00051	6" Snipe Nose Pliers
00120	8" Cable Cutter
03000	8" Adjustable Wrench
03191	Tool Roll 12 pocket

Code No.	Description
00006	AGI General Purpose Tool Kit (9 pce in Tool Roll)
01860	3" Terminal Screwdriver 1/8" (3mm)
01890	6" Insulated Screwdriver 3/16" (5mm)
01920	6" Elec. Screwdriver 1/4" (6mm)
01940	6" Insulated Screwdriver 5/16" (8mm)
02010	No.1 Phillips Screwdriver
02020	No.2 Phillips Screwdriver
00011	6" Combination Pliers
00051	6" Snipe Nose Pliers
03000	8" Adjustable Spanner
03191	Tool Roll 12 pocket





Code No.	Description
00007	29 pc General Purpose Tool Kit
00021	8" Engineers Combination Pliers
00101	6" Diagonal Cutting Nippers
00061	8" Long Snipe Nose Pliers
01830	Cable Jointers Coring Knife 7"
01860	3" Terminal Screwdriver 1/8" (3mm)
01875	3" Electricians Screwdriver 5/32" (4mm)
01890	6" Insulated Screwdriver 3/16" (5mm)
01940	6" Insulated Screwdriver 5/16" (8mm)
02010	No.1 Philips Screwdriver (75mm Blade Length)
02020	No.2 Philips Screwdriver (4" Blade Length)
01750	Reversible Ratchet Handle (1/2 Sq. Dr.)
01760	5" Extension Bar (1/2" Sq. Dr.)
01770	10" Extension Bar (1/2" Sq. Dr.)
01350	10mm Insulated Socket (1/2" Sq. Dr.)
01360	11mm Insulated Socket (1/2" Sq. Dr.)
01370	12mm Insulated Socket (1/2" Sq. Dr.)
01380	13mm Insulated Socket (1/2" Sq. Dr.)
01390	14mm Insulated Socket (1/2" Sq. Dr.)
01420	17mm Insulated Socket (1/2" Sq. Dr.)
01440	19mm Insulated Socket (1/2" Sq. Dr.)
02763	5mm Hexagon Key 1/2 Sq. Dr. Socket
02764	6mm Hexagon Key 1/2 Sq. Dr. Socket
00280	10mm Totally Insulated Open Ended Spanner
00290	11mm Totally Insulated Open Ended Spanner
00295	12mm Totally Insulated Open Ended Spanner
00300	13mm Totally Insulated Open Ended Spanner
00310	14mm Totally Insulated Open Ended Spanner
00340	17mm Totally Insulated Open Ended Spanner
00360	19mm Totally Insulated Open Ended Spanner

Code No.	Description
03095	19pc. 1/2" Dr. AF/Metric Set
01750	Reversible Ratchet Handle (1/2 Sq. Dr.)
01760	5" Extension Bar (1/2" Sq. Dr.)
01770	10" Extension Bar (1/2" Sq. Dr.)
01330	8mm Insulated Socket (1/2" Sq. Dr.)
01350	10mm Insulated Socket (1/2" Sq. Dr.)
01380	13mm Insulated Socket (1/2" Sq. Dr.)
01420	17mm Insulated Socket (1/2" Sq. Dr.)
01440	19mm Insulated Socket (1/2" Sq. Dr.)
01450	20mm Insulated Socket (1/2" Sq. Dr.)
01470	22mm Insulated Socket (1/2" Sq. Dr.)
01500	25mm Insulated Socket (1/2" Sq. Dr.)
01570	3/8 A/F Insulated Socket (1/2" Sq. Dr.)
01580	7/16 A/F Insulated Socket (1/2" Sq. Dr.)
01590	1/2 A/F Insulated Socket (1/2" Sq. Dr.)
01600	9/16 A/F Insulated Socket (1/2" Sq. Dr.)
01630	3/4 A/F Insulated Socket (1/2" Sq. Dr.)
01650	7/8 A/F Insulated Socket (1/2" Sq. Dr.)
01660	15/16 A/F Insulated Socket (1/2" Sq. Dr.)
01670	1" A/F Insulated Socket (1/2" Sq. Dr.)



Code No.	Description
3100	12pc. 1/2" Dr. AF/Metric Set
01750	Reversible Ratchet
01760	5" Extension Bar
01330	8mm Insulated Socket (1/2" Sq. Dr.)
01350	10mm Insulated Socket (1/2" Sq. Dr.)
01382	13mm Insulated Socket (1/2" Sq. Dr.)
01420	17mm Insulated Socket (1/2" Sq. Dr.)
01440	19mm Insulated Socket (1/2" Sq. Dr.)
01450	20mm Insulated Socket (1/2" Sq. Dr.)
01570	3/8 A/F Insulated Socket (1/2" Sq. Dr.)
01590	1/2 A/F Insulated Socket (1/2" Sq. Dr.)
01630	3/4 A/F Insulated Socket (1/2" Sq. Dr.)
01650	7/8 A/F Insulated Socket (1/2" Sq. Dr.)

Insulated Tool Kits for Live Line Working

Code No.	Description
00008	12pc General Utility Kit
00045	9" Linesman Plier
00061	8" L.N.Pliers
00115	High Leverage Diagonal Cutting Nippers
01930	4" Insulated Screwdriver 1/4" (6.5mm)
01940	6" Insulated Screwdriver 5/16" (8mm)
01970	10" Insulated Screwdriver 3/8" (10mm)
02010	No.1 Phillips 3" blade
02020	No.2 Phillips 4" blade
02030	No.3 Phillips 6" blade
00141	10" Water Pump Plier
00125	Cable Cutter 9"
01830	Cable Jointers Coring Knife 7"
03200	Tool Case (19" x 14" x 6")



Code No.	Description
00009	8pc Principle Kit
00045	9" Linesman Plier
00061	8" L.N.Pliers
00115	High Leverage Diagonal Cutting Nippers
01930	4" Insulated Screwdriver 1/4" (6.5mm)
01890	6" Insulated Screwdriver 3/16" (5mm)
02020	No.2 Phillips 4" blade
00125	Cable Cutter 9"
00170	6" Wire Stripper
03190	Tool Roll 8 Pockets



Code No.	Description
02295	7pc Nut Driver Kit
02305	3/16" Nut Driver - 1" (25mm) Clearance
02315	1/4" Nut Driver - 1" (25mm) Stud Clearance
02331	5/16" Nut Driver - 1" (25mm) Stud Clearance
02332-5	11/32 A/F Nut Driver (Spinner) - 1" (25mm) Stud Clearance
02333-2	3/8 A/F Nut Driver (Spinner) - 1" (25mm) Stud Clearance
02334-9	7/16 A/F Nut Driver (Spinner) - 1" (25mm) Stud Clearance
02335-6	1/2 A/F Nut Driver (Spinner) - 1" (25mm) Stud Clearance
03190	Tool Roll 8 Pockets





Code No.	Description
00010	9pc Screwdriver Kit
01880	3" Insulated Srewdriver 3/16" (5mm)
01890	6" Insulated Screwdriver 3/16" (5mm)
01910	8" Insulated Srewdriver 3/16" (5mm)
02010	No.1 Phillips 3" blade
02020	No.2 Phillips 4" blade
02030	No.3 Phillips 6" blade
01930	4" Insulated Screwdriver 1/4" (6.5mm)
01940	6" Insulated Srewdriver 5/16" (8mm)
01970	10" Insulated Screwdriver 3/8" (10mm)
03190	Tool Roll 8 Pockets



Code No.	Description
00001	Basic Electricians Kit (9 pce in Tool Roll)
00045	9" Linesman Plier
00061	8" L.N.Pliers
00111	7 1/2 Diag.Cutters
00170	6" Wire Stripper
01880	3" Elect. Screwdriver 3/16 (5mm)
01890	6" Insulated Screwdriver 3/16" (5mm)
01920	6" with 1/4 (6mm)
02010	No.1 Phillips 3" blade
02020	No.2 Phillips 4" blade
03190	Tool Roll 8 Pockets



Code No.	Description
00003	Electricians Robertson Kit (9 pce in Tool Roll)
00045	9" Linesman Plier
00061	8" L.N.Pliers
00111	7 1/2 Diag.Cutters
00170	6" Wire Stripper
01880	3" Elect. Screwdriver 3/16 (5mm)
01890	6" Elect. Screwdriver 3/126 (5mm)
01920	6" with 1/4 (6mm)
02024	Robertson #1 x 4"
02025	Robertson #2x 4"
03190	Tool Roll 8 Pockets



Insulated Tools for Live Line Working

Code No.	Description
00004	13pc Electricians Pouch Kit
00045	9" Linesman Plier
00061	8" L.N.Pliers
00111	7 1/2 Diag. Cutters
00170	6" Wire Stripper
01860	3" Elect. Screwdriver 9/64" (3mm)
01870	4" Elect. Screwdriver 3/16 (5mm)
01920	6" Elect. Screwdriver 1/4" (6mm)
02020	No.2 Philips 4" blade
00141	10" Water Pump Plier
02305	3/16" Nut Driver - 1" (25mm) Clearance
02315	1/4" Nut Driver - 1" (25mm) Stud Clearance
02331	5/16" Nut Driver - 1" (25mm) Stud Clearance
01830-7	Cable Jointers Coring Knife 7" Electrician's Tool Pouch



Combination Pliers (Engineers Pliers) with Side Cutter, Burner Hole and Facets

Code No.	Cat. No.	Length (mm)	Length (inch)	Wire Dia. 800 N/mm ²	Wire Dia. 1600 N/mm ²	Weight (gms)
00011	IT/CP-6	160	6 1/4	2.5	1.8	195
00021	IT/CP-8	200	8	3.0	2.5	310
00031	IT/CP-10	250	10	2.5	1.6	620



Linesman Pliers

Code No.	Cat. No.	Length (mm)	Length (inch)	Jaw Length (mm)	Jaw Length (inch)	Weight (gms)
00045	IT/	245	9 1/2	41	1 19/32	567

Snipe Nose Pliers with Side Cutter and Burner Hole

Code No.	Cat. No.	Length (mm)	Length (inch)	Wire Dia. 800 N/mm ²	Wire Dia. 800 N/mm ²	Weight (gms)
00051	IT/SNP-6	160	6 1/4	2.5	1.6	135
00061	IT/SNP-8	200	8	2.8	1.8	190

Bent Nose Pliers with Side Cutter, bent jaws 45°

Code No.	Cat. No.	Length (mm)	Length (inch)	Wire Dia. 800 N/mm ²	Wire Dia. 800 N/mm ²	Weight (gms)
00071	IT/BNP-6	160	6 ¼	2.5	1.6	135
00081	IT/BNP-8	200	8	2.8	1.8	190

Flat Nose Pliers

Code No.	Cat. No.	Length (mm)	Length (inch)	Jaw Length (mm)	Jaw Length (inch)	Weight (gms)
00091	IT/FNP-6	160	6 ¼	22	7/8	180

Diagonal Cutting Nippers

Code No.	Cat. No.	Length (mm)	Length (inch)	Wire Dia. 800 N/mm ²	Wire Dia. 1600 N/mm ²	Weight (gms)
00101	IT/DCN-6	160	6 ¼	2.8	2.0	205
00111	IT/DCN-7	180	7	3.0	2.5	265

High Leverage Diagonal Cutting Nippers

Code No.	Cat. No.	Length (mm)	Length (inch)	Wire Dia. 800 N/mm ²	Wire Dia. 1600 N/mm ²	Wire Dia. 2300 N/mm ²	Weight (gms)
00115	IT/HLN-7	180	7	3.8	2.7	2.2	245

Cable Croppers 8" (for Aluminium and Copper Cables only)

Code No.	Cat. No.	Length (mm)	Length (inch)	Stranded Wires Dia	Solid Wires Dia	Weight (gms)
00120	IT/CC-8	200	8	50mm ²	25mm ²	360

Cable Croppers 9" (for Aluminium and Copper Cables only)

Code No.	Cat. No.	Length (mm)	Length (inch)	Stranded Wires Dia.	Solid Wires Dia.	Weight (gms)
00125	IT/CC-9	235	9	95mm ²	70mm ²	500

Cable Croppers 10" (for Aluminium and Copper Cables only)

Code No.	Cat. No.	Length (mm)	Length (inch)	Stranded Wires Diameter	Weight (gms)
00130	IT/CC-10	250	10	19/.064" 440V	595



Insulated Tools for Live Line Working

Large Cable Croppers

Large Cable Croppers (for Aluminum and Copper cables only)

Code No.	Cat. No.	Length (mm)	Length (inch)	Cable Dia.	Weight (gms)
00136	IT/CC-26	670	26	30mm ²	2200

Waterpump Pliers (Groove Joint)

Code No.	Cat. No.	Max. Opening (mm)	Max. Opening (inch)	Length (mm)	Length (inch)	Weight (gms)
00141	IT/WP-10	35	1 3/8	250	10	345
00151	IT/WP-12	55	2 1/4	300	12	600
00161	IT/WP-16	110	4 1/4	400	16	1100

End Wire Strippers with Adjusting Screw

Code No.	Cat. No.	Length (mm)	Length (inch)	Weight (gms)
00170	IT/WS-6	160	6 1/4	180

Tree Loppers

Code No.	Cat. No.	Length (mm)	Length (inch)	Max. Diameter (mm)	Weight (gms)
00172	IT/TL32	815	32	40	2600

Totally Insulated Spanner Set (8pcs in Tool Roll)

Code No.	Cat. No.	Weight (gms)			
01165	IT.ISS8	1200	Comprising of:- 1 each:		
			Code No.	Cat. No.	Description
			00970	2BA	Open Ended Spanner
			00300	13mm	Open Ended Spanner
			00340	17mm	Open Ended Spanner
			00360	19mm	Open Ended Spanner
			00410	24mm	Open Ended Spanner
			01080	13mm	Ring Spanner
			01090	17mm	Ring Spanner
			01100	19mm	Ring Spanner
			03190	IT.TR/8	Tool Roll 8 pocket

General Purpose Single Ended Spanners

(Handles only Insulated and incorporating "Warning" Thumb Stop)

Code No.	Size (mm)	Weight (gms)	Code No.	Size (inch)	Weight (gms)
00620	7mm	27	00510	3/16 Whit	48
00630	8mm	31	00520	1/4 Whit	70
00640	10mm	48	00530	5/16 Whit	85
00650	11mm	50	00540	3/8 Whit	125
00660	12mm	65	00550	7/16 Whit	190
00670	13mm	70	00560	1/2 Whit	235
00680	14mm	90	00570	9/16 Whit	270
00690	15mm	97	00580	5/8 Whit	300
00700	16mm	110	00590	11/16 Whit	320
00710	17mm	120	00600	3/4 Whit	392
00720	18mm	134	00610	7/8 Whit	520
00730	19mm	150			
00740	21mm	185			
00750	22mm	190			
00760	23mm	200			
00770	24mm	210			
00780	30mm	350			
00790	32mm	412			
00800	36mm	507			
Code No.	Size (inch)	Weight (gms)	Code No.	Size (inch)	Weight (gms)
00810	3/8 A/F	69	00880	13/16 A/F	175
00820	7/16 A/F	72	00890	7/8 A/F	195
00830	1/2 A/F	76	00900	1" A/F	240
00840	9/16 A/F	78	00910	1 1/8 A/F	300
00850	5/8 A/F	100	00920	1 1/4 A/F	330
00860	11/16 A/F	118	00930	1 5/16 A/F	360
00870	3/4 A/F	130	00940	1 7/16 A/F	395
00880	13/16 A/F	175	00950	1 1/2 A/F	420



Miniature BA, Single Ended Spanners

(Handles only Insulated and incorporating "Warning" Thumb Stop)

Code No.	Size	Length (mm)	Length (inch)	Weight (gms)
00960	0BA	90	3 1/2	19
00970	2BA	85	3 1/4	17
00980	3BA	80	3 1/8	11
00990	4BA	80	3 1/8	9



Insulated Tools for Live Line Working



Totally Insulated Single Ended Spanners

(Incorporating "Warning" Thumb Stop)

Code No.	Size (mm)	Weight (gms)	Code No.	Size (inch)	Weight (gms)
00280	10mm	47	00180	3/16 Whit	50
00290	11mm	48	00190	1/4 Whit	78
00295	12mm	50	00200	5/16 Whit	87
00300	13mm	78	00210	3/8 Whit	120
00310	14mm	93	00220	7/16 Whit	170
00320	15mm	94	00230	1/2 Whit	215
00330	16mm	120	00240	9/16 Whit	275
00340	17mm	120	00250	5/8 Whit	305
00350	18mm	170	00260	11/16 Whit	335
00360	19mm	170	00270	3/4 Whit	397
00370	20mm	200			
00380	21mm	205			
00390	22mm	205			
00400	23mm	215			
00410	24mm	215			
00420	30mm	310			

Code No.	Size (inch)	Weight (gms)
00430	3/8 A/F	70
00440	7/16 A/F	73
00441	1/2 AF	80
00450	9/16 A/F	80
00455	5/8 A/F	122
00460	11/16 A/F	122
00470	3/4 A/F	135
00480	7/8 A/F	200
00490	1" A/F	245
00500	1" 1/4 A/F	340



Adjustable Spanners

Code No.	Cat. No.	Max. Opening (mm)	Max. Opening (inch)	Overall Length (mm)	Overall Length (inch)	Weight (gms)
03000	IT.BA/8	24	1	203	8	235
03010	IT.BA12	35	1 3/8	303	12	640
03020	IT.BA/15	45	1 3/4	380	15	1025



Hammer Head Wrench

Code No.	Cat. No.	Max. Opening (mm)	Max. Opening (inch)	Overall Length (mm)	Overall Length (inch)	Weight (gms)
03015	IT.HHW/12	45	1 3/4	300	12 1/2	800

Totally Insulated Ring Spanners Single Ended with 60° Offset Head

Metric			Whit			A/F		
Code No.	Size (mm)	Weight (gms)	Code No.	Size (inch)	Weight (gms)	Code No.	Size (inch)	Weight (gms)
01060	8mm	42	01000	1/4 Whit	85	01130	9/16 A/F	85
01070	10mm	50	01010	3/8 Whit	150	01140	3/4 A/F	195
01080	13mm	85	01020	7/16 Whit	200	01150	7/8 A/F	245
01090	17mm	150	01030	1/2 Whit	290	01160	1" A/F	300
01095	18mm	160	01040	9/16 Whit	300			
01100	19mm	195	01050	5/8 Whit	450			
01110	22mm	245						
01120	24mm	290						



Totally Insulated Flat Ring Spanners

Code No.	Cat. No.	Size (mm)	Overall Length (mm)	Overall Length (inch)	Weight (gms)
01081	IT.FRS/13	13	150	6	65
01091	IT.FRS/17	17	210	8.1/4	110



Totally Insulated Torque Wrenches

Code No.	Cat. No.	Drive Size	Length (mm)	Length (inch)	Units Nm	Units Lbs/Ft	Accuracy	Weight (gms)	Weight (oz)
01785-0	IT.?	3/8"	350	14	8.0>60.0	6.0>44.0	+/- 3%		
01745-4	IT.?	1/2"	350	14	8.0>60.0	6.0>44.0	+/- 3%		



Totally Insulated Reversible Ratchet 1/2" Sq.

Code No.	Cat. No.	Length (mm)	Length (inch)	Weight (gms)
01750	IT/RR	250	10	480



Extension Bars 1/2" Sq. Drive

Code No.	Cat. No.	Length (mm)	Length (inch)	Weight (gms)
01760	IT/RR/E5	125	5	210
01770	IT/RR/E10	250	10	400



Insulated Tools for Live Line Working



Totally Insulated Sockets 1/2" Sq. Drive

Code No.	Size (mm)	Weight (gms)	Code No.	Size (inch)	Weight (gms)
01330	8mm	30	01220	1/8 Whit	62
01340	9mm	66	01230	3/16 Whit	66
01350	10mm	67	01240	1/4 Whit	70
01360	11mm	67	01250	5/16 Whit	75
01370	12mm	68	01260	3/8 Whit	82
01380	13mm	68	01270	7/16 Whit	105
01390	14mm	70	01280	1/2 Whit	130
01400	15mm	73	01290	9/16 Whit	160
01410	16mm	74	01300	5/8 Whit	165
01420	17mm	75	01310	11/16 Whit	180
01430	18mm	85	01320	3/4 Whit	215
01440	19mm	90			
01450	20mm	108	Code No.	Size (inch)	Weight (gms)
01460	21mm	120	01570	3/8 A/F	67
01470	22mm	124	01580	7/16 A/F	70
01480	23mm	126	01590	1/2 A/F	70
01490	24mm	130	01600	6/16 A/F	73
01500	25mm	140	01610	5/8 A/F	74
01510	26mm	158	01620	11/16 A/F	85
01520	27mm	205	01630	3/4 A/F	90
01530	28mm	205	01640	13/16 A/F	120
01540	29mm	207	01650	7/8 A/F	126
01550	30mm	210	01660	15/16 A/F	130
01560	32mm	215	01670	1" A/F	158
			01680	1 1/16 A/F	205
			01690	1 1/8 A/F	207
			01700	1 3/16 A/F	210
			01710	1 1/4 A/F	210

Long Reach Sockets 1/2" Sq. Drive

Code No.	Size (mm)	Weight (gms)
01381	13	125
01421	17	150
01441	19	165
01471	22	240
01491	24	385

Hex. Key Sockets 1/2" Sq. Drive

Code No.	Size (mm)	Weight (gms)
02762A	4	45
02763	5	55
02764	6	80
02765	10	90

Impact Sockets 1/2" Sq. Drive

Code No.	Size (mm)	Weight (gms)
01382	13	85
01410	15	150
01422	17	130
01432	18	135
01442	19	130
01461	21	135

"L" Shaped 1/2" Sq. Drive Bars

Code No.	Cat.No.	Length (mm)	Reach (mm)	Weight (gms)
01170	IT/SS3	330	80	545



"T" Shaped 1/2" Sq. Drive Bars

Code No.	Cat. No.	"T" Handle (mm)	Reach (mm)	Weight (gms)
01180	IT/SS4	350	100	600
01190	IT/SS6	140	150	825
01200	IT/SS12	240	300	825
01210	IT/SS18	240	450	1200



Totally Insulated Reversible Ratchets 3/8" Sq. Drive

Code No.	Cat. No.	Length (mm)	Length (inch)	Weight (gms)
01780	IT/RR38	175	7	250



Extension Bars 3/8" Sq. Drive

Code No.	Cat. No.	Length (mm)	Length (inch)	Weight (gms)
01790	IT/RR/E3	75	3	85



Totally Insulated Sockets 3/8" Sq. Drive - Metric

Code No.	Size (mm)	Weight (gms)
01718-8	10	30
01719-5	12	30
01720-1	13	35
01721-8	14	40
01722-5	15	45
01730-0	17	60
01740-9	19	65
01741-6	20	80
01742-3	22	90

Totally Insulated Sockets 3/8" Sq. Drive - Inch

Code No.	Size (inch)	Weight (oz)
01723-2	3/8	1.05
01724-9	7/16	1.05
01725-6	1/2	1.2
01726-3	9/16	1.4
01727-0	5/8	1.7
01731-7	11/16	2.1
01739-3	3/4	2.2
01743-0	13/16	2.8
01744-7	7/8	3.17



Insulated Tools for Live Line Working



Hex Key Sockets 3/8" Sq. Drive

Code No.	Size	Weight (gms)
02747	3/16 A/F	50
02748	5mm	60
02749	4mm	40

Fixed Ratchets (Reversible with 2 Sizes)

Code No.	Cat. No.	Sizes (mm)	Overall Length (mm)	Overall Length (inch)	Weight (gms)
03030	IT.FR/13	13 x 17	210	8 1/4	275
03040	IT.FR/17	17 x 19	240	9 1/2	450
03045	IT.FR/21	21 x 26	300	12	700
03050	IT.FR/24	24 x 30	300	12	1000

Insulated Scrapping Tool

(for Removing Oxide Film from Aluminium Conductors prior to jointing)

Code No.	Cat. No.	Length (mm)	Length (inch)	Weight (gms)
01800	IT/CST	175	7	53

Insulated Junior Hacksaw

Code No.	Cat. No.	Blade Length (mm)	Blade Length (inch)	Overall length (mm)	Overall length (inch)	Weight (gms)
01810	IT/HSFJ	150	6	270	10 1/2	145
01812	Junior Hacksaw Blades - 25 tpi - pack of 12					

Insulated Hacksaw

Code No.	Cat. No.	Blade Length (mm)	Blade Length (inch)	Overall length (mm)	Overall length (inch)	Weight (gms)
01820	IIT/HSF12	300	12	480	19	658
01821	12" Hacksaw Blades - 24 tpi - pack of 10					
01822	12" Hacksaw Blades - 14 tpi - pack of 10					

Armour Saw Complete with Blade (for cutting the outer on Armour Cable)

Code No.	Cat. No.	Blade Length (mm)	Blade Length (inch)	Overall length (mm)	Overall length (inch)	Weight (gms)
03060	IT.CAS/6	150	6	260	10 1/4	310
03062	Armour Saw Blades pack of 2					

Cable Jointers Coring Knife

Code No.	Cat. No.	Blade Length (mm)	Blade Length (inch)	Overall length (mm)	Overall length (inch)	Weight (gms)
01830	IT.CCK	65	2 1/4	175	7	120

Jointers Hacking Knife

Code No.	Cat. No.	Blade Length (mm)	Blade Length (inch)	Overall length (mm)	Overall length (inch)	Weight (gms)
01840	IT/HK	110	4 1/4	235	9 1/4	221

Jointers Plastic Hack Knife

Code No.	Cat. No.	Blade Length (mm)	Blade Length (inch)	Overall length (mm)	Overall length (inch)	Weight (gms)
01845	IT/PHK	110	4 1/4	220	8 1/2	65

Linesmans Hack Knife with Lockable Holster

Code No.	Cat. No.	Blade Length (mm)	Blade Length (inch)	Overall length (mm)	Overall length (inch)	Weight (gms)
01835	IT/LHK	90	3 1/2	245	9 1/2	227

Insulated Inspection Mirror

Code No.	Cat. No.	Mirror Dia. (mm)	Mirror Dia. (inch)	Overall length (mm)	Overall length (inch)	Weight (gms)
01850	IT/IM	24	1	170	6 3/4	12

Insulated Electricians Terminal Screwdrivers

(with Parallel Blades)

Code No.	Cat. No.	Blade Size (mm)	Dia of Ins. (mm)	Handle Size (mm)	Overall Length (mm)	Weight (gms)
01860	IT.18/3	75 x 3 x 0.5	5	70 x 22	150	19
01870	IT.18/4	100 x 3 x 0.5	5	70 x 22	175	20

Insulated Electricians Screwdrivers (with Parallel Blades)

Code No.	Cat. No.	Blade Size (mm)	Dia. Of Ins. (mm)	Handles Size (mm)	Overall length (mm)	Weight (gms)
01875	IT.504/6	75 x 4 x 0.8	7	100 x 30	155	50
01880	IT.500/3	75 x 5 x 1	7	100 x 30	152	40
01890	IT.500/6	150 x 5 x 1	7	100 x 30	227	55
01910	IT.500/8	203 x 5 x 1	7	100 x 30	280	60
01915	IT.14/5	125 x 6.5 x 1.2	8	100 x 30	215	97
01920	IT.316/6	103 x 6.5 x 1.2	6.5	110 x 34	253	79



Insulated Tools *for Live Line Working*

Insulated Engineers Screwdrivers (with Parallel Blades)

Code No.	Cat. No.	Blade Size (mm)	Dia. Of Ins. (mm)	Handles Size (mm)	Overall length (mm)	Weight (gms)
01930	IT.501/4	100 x 6.5 x 1.2	8	110 x 34	203	87
01940	IT.502/6	150 x 8 x 1.2	10	110 x 34	253	143
01960	IT.503/8	203 x 10 x 1.6	13	120 x 35	317	260
01970	IT.503/10	254 x 10 x 1.6	13	120 x 35	368	300

Insulated Screwdrivers (with Reduced Shanks for easier access)

Code No.	Cat. No.	Blade Size (mm)	Dia. Of Ins. (mm)	Handles Size (mm)	Overall length (mm)	Weight (gms)
01900	IT.500/6R	150 x 5 x 1	6	100 x 30	227	55
01950	IT.502/6R	150 x 8 x 1.2	8	110 x 34	253	143

Insulated Pozidrive Screwdrivers

Code No.	Cat. No.	Blade Size (mm)	Dia. Of Ins. (mm)	Handles Size (mm)	Overall length (mm)	Weight (gms)
01979	IT.PX0/3	75 x 3 x No.0	7	70 x 20	150	19
01980	IT. PX1/3	75 x 5 x No.1	7	100 x 30	152	40
01989	IT.PX1/8	200 x 5 x No.1	7	100 x 30	280	60
01990	IT.PX2/4	100 x 6 x No.2	8	110 x 34	203	85
02210	IT.PX2/10	235 x 6 x No.2	8	100 x 30	330	118
02000	IT.PX3/6	150 x 8 x No.3	10	110 x 34	253	137

Insulated Slot/Pozi Screwdrivers

Code No.	Cat No.	Blade size (mm)	Diameter of (mm)	Handle Size (mm)	Overall Length (mm)	Weight (gms)
01981	IT.SPX1/3	75 x 5 x No.1	7	100 x 30	152	40
01991	IT.SPX2/4	100 x 6 x No.2	8	110 x 34	203	85

Insulated Philips Screwdrivers

Code No.	Cat No.	Blade size (mm)	Diameter of (mm)	Handle Size (mm)	Overall Length (mm)	Weight (gms)
02010	IT.PH1/3	75 x 5 x No.1	7	100 x 30	152	40
02020	IT.PH2/4	100 x 6 x No.2	8	110 x 34	203	85
02030	IT.PH3/6	150 x 8 x No.3	10	110 x 34	253	137

Insulated Slot/Philips Screwdrivers

Code No.	Cat. No.	Blade size (mm)	Diameter of (mm)	Handle Size (mm)	Overall Length (mm)	Weight (gms)
02011	IT.SPH1/3	75 x 5 x No.1	7	100 x 30	152	40
02021	IT.SPH2/4	100 x 6 x No.2	8	110 x 34	203	85



Totally Insulated Nut Spinners (with 150mm Stud Clearance)

Code No.	Cat. No.	Nut Size (mm)	Dia. of Ins. (mm)	Handle Size (mm)	Overall length (mm)	Weight (gms)
02220	IT/DRNS0	0BA	17	110 x 34	214	125
02230	IT/DRNS1	1BA	17	110 x 34	214	125
02240	IT/DRSN2	2BA	13	110 x 34	214	102
02250	IT/DRSN3	3BA	13	110 x 34	214	100
02260	IT/DRSN4	4BA	17	110 x 34	214	125
02270	IT/DRSN7	7mm	17	110 x 34	214	125
02280	IT/DRSN8	8mm	17	110 x 34	214	125
02290	IT/DRSN10	10mm	17	110 x 34	214	125



Totally Insulated Nut Spinners - Metric (with 25mm Stud Clearance)

Code No.	Cat. No.	Nut Size (mm)	Dia. of Ins. (mm)	Handle Size (mm)	Overall length (mm)	Weight (gms)
02300	IT/NS4	4mm	9	100 x 30	214	60
02310	IT/NS5	5mm	9	100 x 30	214	60
02320	IT/NS6	6mm	12	100 x 30	214	60
02330	IT/NS7	6BA	9	100 x 30	214	60
02340	IT/NS8	8BA	9	100 x 30	214	60
02341	IT/NS13	13mm	22	110 x 34	214	200



Totally Insulated Nut Spinners - Inch (with 1inch Stud Clearance)

Code No.	Cat. No.	Nut Size (inch)	Dia. of Ins. (inch)	Handle Size (inch)	Overall length (inch)	Weight (oz)
02305	IT/?	3/16	3/8	3 x 3/4	9	2.5
02315	IT/?	1/4	1/2	4 x 1	8 1/2	3.5
02331	IT/?	5/16	5/8	4 x 1	8 1/2	4.0
02332	IT/?	11/32	5/8	4 x 1	8 3/4	4.5
02333	IT/?	3/8	3/4	4 x 1	8 3/4	4.5
02334	IT/?	7/16	7/8	4 x 1	10	8.0
02335	IT/?	1/2	7/8	4 x 1	10	8.0



Insulated Tools for Live Line Working



Totally Insulated Link Extractor (Male Thread, Screwdriver)

Code No.	Cat. No.	Thread Form (mm)	Thread Length (mm)	Blade Size (mm)	Handles Size (mm)	Overall Length (mm)	Weight (gms)
02350	IT.LES 1	3/16 Whit	16	150	110 x 34	253	128
02360	IT.LES 2	1/4 Whit	16	150	110 x 34	253	130
02370	IT.LES 3	5/16 Whit	16	203	110 x 34	317	230
02380	IT.LES 4	3/8 Whit	16	203	110 x 34	317	232
02390	IT.LES 5	M8	16	203	110 x 34	317	226
02400	IT.LES 6	3/16 Sq. End	10	150	110 x 34	253	135
02510	IT.LES 17	3/16 Sq. Acme form thread 3/8 O/D	22	265	120 x 35	385	270
03130	IT.LESM/M10	M10	20	210	120 x 35	325	255
03131	IT.LESM/M12	M12	20	250	120 x 35	325	325

Totally Insulated Link Extractors (Female Thread, Screwdriver Type)

Code No.	Cat. No.	Thread Form (mm)	Thread Length (mm)	Blade Size (mm)	Handles Size (mm)	Overall Length (mm)	Weight (gms)
02410	IT.LES 7	1/4 Whit	16	203	120 x 35	357	135
02420	IT.LES 8	5/16 Whit	16	203	120 x 35	357	295
02430	IT.LES 9	3/8 Whit	16	203	120 x 35	357	315
02440	IT.LES 10	1/2 Whit	16	203	120 x 35	357	300
02450	IT.LES 11	M8	16	203	120 x 35	357	295
02460	IT.LES 12	1/2 Whit L.Hand	16	203	120 x 35	357	300
02470	IT.LES 13	1/4 BSF	16	203	120 x 35	357	135
02480	IT.LES 14	5/16 BSF	16	203	120 x 35	357	295
02490	IT.LES 15	3/8 BSF	16	203	120 x 35	357	315
02500	IT.LES 16	1/2 BSF	16	203	120 x 35	357	300
03132	IT.LESF/M10	M10	50	255	120 x 35	370	335
03133	IT.LESF/M12	M12	50	255	120 x 35	370	325



Totally Insulated Link Extractors (Male Thread, "T" Bar Type)

Code No.	Cat. No.	Thread Form (mm)	Thread Length (mm)	"T" Bar Length (mm)	Overall Length(mm)	Weight (gms)
02520	LET 1	3/8 Whit	16	110	140	170
02530	LET 2	1/2 Whit	16	110	140	180
02540	LET 3	M8	16	110	140	180

Totally Insulated Link Extractors (Female Thread, "T" Bar Type)

Code No.	Cat. No.	Thread Form (mm)	Thread Length (mm)	"T" Bar Length (mm)	Overall Length(mm)	Weight (gms)
02550	LET 4	3/8 Whit	16	110	140	170
02560	LET 5	1/2 Whit	16	110	140	180
02570	LET 6	1/2 BSF	16	110	140	180
02580	LET 7	1/2 Whit L.Hand	16	110	140	220



Totally Insulated Hexagon Keys (Screwdriver Type)

Code No.	Cat. No.	Key Size (mm)	Key Length (mm)	Blade length (mm)	Handle Size (mm)	Overall Length (mm)	Weight (gms)
02590	AKS 1	3mm	10	160	110 x 34	263	142
02600	AKS 2	4mm	10	160	110 x 34	263	142
02610	AKS 3	5mm	10	160	110 x 34	263	142
02620	AKS 4	6mm	10	213	110 x 34	327	265
02630	AKS 5	1/8 A/F	10	160	110 x 34	263	140
02640	AKS 6	5/32 A/F	10	160	110 x 34	263	142
02650	AKS 7	3/16 A/F	10	160	110 x 34	263	142
02660	AKS 8	1/4 A/F	10	213	110 x 34	327	265



Totally Insulated Hexagon Keys ("T" Bar Type)

Code No.	Cat. No.	Key Size	Key Length (mm)	"T" Bar Length (mm)	Overall Length (mm)	Weight (gms)
02670	AKT 1	3mm	10	90	160	176
02680	AKT 2	4mm	10	90	160	178
02690	AKT 3	5mm	10	90	160	180
02700	AKT 4	6mm	10	90	160	180
02710	AKT 5	1/8 A/F	10	90	160	176
02720	AKT 6	5/32 A/F	10	90	160	180
02730	AKT 7	3/16 A/F	10	90	160	180
02735	AKT 7S	3/16 A/F	14	90	120	136
02740	AKT 8	1/4 A/F	22	100	210	155
02761	AKT10	10mm	13	110	170	300



Totally Insulated Long Hexagon Keys ("T" Bar Type)

Code No.	Cat. No.	Key Size	Key Length (mm)	"T" Bar Length (mm)	Overall Length (mm)	Weight (gms)
02631	IT.AKT/P4	4mm	20	90	175	36
02732	IT.AKT/P3/16	3/16	8	90	175	47



Insulated Tools for Live Line Working



Totally Insulated Hexagon Keys ("T" Bar Type)

Code No.	Cat. No.	Key Size (mm)	Key Length (mm)	"T" Bar Length (mm)	Overall Length (mm)	Weight (gms)
02760	AKT/P3	3mm	20	70	140	75



Totally Insulated Hexagon Keys ("L" Shaped)

Code No.	Cat. No.	Key Size (mm)	Key Length (mm)	Overall Length (mm)	Weight (gms)
03140	IT.AKL/2	4mm	7	145	75



Totally Insulated Hexagon Keys (Cooker Knob Type)

Code No.	Cat. No.	Key Size (mm)	Key Length (mm)	Handle Width (mm)	Overall Length (mm)	Weight (gms)
02751	AKT/C2	2mm	15	35	90	15
02750	AKT/C3	3mm	15	35	90	15



Totally Insulated Hexagon Box Spanners (with fixed "T" Bars)

Code No.	Cat. No.	Size	"T" Bar Length (mm)	Overall Length (mm)	Weight (gms)
02770	TBS 1	0BA	110	160	260
02780	TBS 2	2 BA	90	145	170
02790	TBS 3	3 BA	90	145	170
02800	TBS 4	3/16 Whit	110	160	250
02810	TBS 5	1/4 Whit	105	155	225
02820	TBS 6	8mm	90	145	165
02830	TBS 7	10mm	90	145	262
02840	TBS 8	13mm	105	155	225
02850	TBS 9	17mm	160	130	365
02860	TBS 10	5/8 A/F	160	130	365
02870	TBS 11	11/16 A/F	160	130	385
02880	TBS 12	3/8 A/F	90	145	170
02890	TBS 13	19mm	160	130	370



Jointers Ladles (Double Lipped)

Code No.	Cat. No.	Bowl Size (mm)	Bowl Size (inch)	Overall Length (mm)	Overall Length (inch)	Weight (gms)
02900	IT.JL/3	75	3	310	12 1/4	430
02910	IT.JL/4	100	4	340	13 1/2	505
02930	IT.JL/6	150	6	385	15 1/4	860

Core Bending Bars (for use on Sectoral Cores in Consac Cables)

Code No.	Cat. No.	Core Size (sq. mm)	Overall Length (mm)	Overall Length (inch)	Weight (gms)
02940	IT.BB/70	70	180	7	222
02950	IT.BB/95	95	180	7	225
02960	IT.BB/120	120	185	7 1/4	227
02970	IT.BB/185	185	190	7 1/2	235
02980	IT.BB/240	240	190	7 1/2	243
02990	IT.BB/300	300	195	7 3/4	252

Core Bending Bars External (for over the Insulation Sheath)

Code No.	Cat. No.	Core Size (sq. mm)	Overall Length (mm)	Overall Length (inch)	Weight (gms)
02955	IT.BB/95EX	95	180	7	225
02965	IT.BB/120EX	120	185	7 1/4	227
02975	IT.BB/185EX	185	190	7 1/2	235
02985	IT.BB/240EX	240	190	7 1/2	243
02995	IT.BB/300EX	300	195	7 3/4	252

Sheath Lifting Tool - Hooked Shaped (All NYLON for Comsac Cables)

Code No.	Cat. No.	Overall Length (mm)	Overall Length (inch)	Weight (gms)
03108	IT.SFT	200	8	60

Holding Tools (Fixed)


Code No.	Cat. No.	Opening (mm)	Length (mm)	Length (inch)	Weight (gms)
03117	IT.HT/95	95mm	255	10	160
09118	IT.HT/120	120mm	255	10	160
03119	IT.HT/185	185mm	265	10 1/2	175
03120	IT.HT/300	300mm	280	11	185

Universal Holding Tool (Adjustable)

Code No.	Cat.No.	Max. Opening (mm)	Max. Opening (inch)	Overall Length (mm)	Overall Length (inch)	Weight (gms)
03116	IT.UHT	50	2	350	13 3/4	1000

Holding Tool (for Wave Form Connectors)

Code No.	Cat. No.	Opening (mm)	Length (mm)	Length (inch)	Weight (gms)
03122	IT.HT/WF	29 x 16	175	7	50




Insulated Tools for Live Line Working




Shroud (for 440 volts)

Code No.	Cat. No.	Shield Area (mm)	Length (mm)	Weight (gms)
03090	IT.S400	60 x 40	85	30



Universal Shroud (for Domestic Cut-Outs)

Code No.	Cat. No.	Shield Area (mm)	Length (mm)	Weight (gms)
03080	IT.S7U	32 x 32	50	10




Non-Universal Shroud (for Domestic Cut-Outs)

Code No.	Cat. No.	Shield Area (mm)	Length (mm)	Weight (gms)
03081	IT.S7NU	30 x 25	60	10



Wedge (for Domestic Cut-Outs)

Code No.	Cat. No.	Length (mm)	Length (inch)	Weight (gms)
03070	IT.W/1	250	10	110



Hybrid Neutral Wedge

Code No.	Cat. No.	Length (mm)	Length (inch)	Weight (gms)
03075	IT.W/2	130	5 1/4	20



Cable Jointers Umbrella (Fibreglass Frame & Ground Spike)

Code No.	Cat. No.	Diameter Opened (mm)	Length Folded (mm)	Length Folded (inch)	Weight (gms)
03193	IT/UM	2160	1400	55	2800

Guy Rope Set (for Jointers Umbrella)

Code No.	Cat. No.	Description	Weight (gms)
03194	IT.GR	5 Metres of 5mm Nylon Rope and 2 Plastic Ground Pegs	65



Knockout Tool

Code No.	Cat. No.	Overall Length (mm)	Overall Length (inch)	Handle Size (mm)	Weight (gms)
03101	IT.CTS/1	215	8 1/4	114 x 32	135

Plug Removal Tool

Code No.	Cat. No.	Overall Length (mm)	Overall Length (inch)	Pin Size (mm)	Weight (gms)
03102	IT/PRT	10	4	3	15




Fuse Carriers/Pullers (for removing Fuses from Underground Link Boxes)

Code No.	Cat. No.	Max. Opening (mm)	Overall Length (mm)	Overall Length (inch)	Weight (gms)
03106	IT.FCE	50	215	8 1/2	210



Cut-Out Tees (for use on BICC Cut Outs)

Code No.	Cat. No.	Diameter (mm)	Overall Length (mm)	Overall Length (inch)	Weight (gms)
03093	IT.COT	5	70	2 3/4	5



Phase "B" Scott Barriers (for use on Underground Link Boxes)

Code No.	Cat. No.	Overall Dimensions (mm)	Overall Dimensions (inch)	Weight (gms)
03152	IT.SB	175 x 135	7 x 5 1/2	55



Paint/Dusting Brushes

Code No.	Cat. No.	Size (mm)	Overall Length (mm)	Overall Length (inch)	Weight (gms)
03105A	IT.PB/40	40	230	9	96
03105B	IT.PB/50	50	230	9	104
03105C	IT.PB/75	75	250	10	112



Non-conductive Tape Measure 3m

Code No.	Cat. No.	Length	Weight (gms)
01855	IT/3MT	3 Meters	143



Insulated Tools for Live Line Working



Police Probes (Mark 1)

Code No.	Cat. No.	Overall Length (mm)	Overall Length (inch)	"T" Handle (mm)	"T" Handle (inch)	Weight (gms)
03150	IT.PP/1	1020	40	250	10	1500

Police Probes (Mark 2 with Side Handle and Shoulder Strap)

Code No.	Cat. No.	Overall Length (mm)	Overall Length (inch)	"T" Handle (mm)	"T" Handle (inch)	Weight (gms)
03151	IT.PP/2	1450	57	250	10	2400



Tool Rolls (8 Pockets and 12 Pockets)

Code No.	Cat. No.	Dimensions (mm)	Dimensions (inch)	Weight (gms)
03190	IT.TR/8	400 x 330	16 x 13	225
03191	IT.TR/12	530 x 330	21 x 13	285



Electricians Tool Case (Orange)

Code No.	Cat. No.	Dimensions (mm)	Dimensions (inch)	Weight (kilos)
03200	IT/TC	480 x 360 x 150	19 x 14 x 6	3



Cable Jointers Holdall (Orange) with attached Ground Sheet

Code No.	Cat. No.	Dimensions (mm)	Dimensions (inch)	Weight (gms)
03199	IT.HA	520 x 200 x 200	21.5 x 8 x 8	1000



Switchboard Matting

(Fine Fluted Surface, tested to 15,000 volts. Working Voltage 650 Volts) BS 921/1976

Code No.	Cat. No.	Width	Thickness	Max. Length	Wt. Per Metre
05145		1 Metre	9.5mm	5 metre	13Kg

Electricians - Insulating Gloves (Manufactured & Tested to EN60903/IEC 60903:2002)

Class	Tested Volts	Working Volts	Category	Length cm	Code - Size	Code Glove Size	Code Glove Size	Code Glove Size	Weight gms
00	2.5KV	500	AZC	36	05100 - 8	05101 - 9	05102 - 10	05103 - 11	135
0	5KV	1000	AZC	36	05108 - 8	05109 - 9	05110 - 10	05111 - 11	220
0	5KV	1000	AZC	41	05112 - 8	05113 - 9	05114 - 10	05115 - 11	220
1	10KV	7,500	AZC	36	05116 - 8	05117 - 9	05118 - 10	05119 - 11	350
1	10KV	7,500	AZC	41	05120 - 8	05121 - 9	05122 - 10	05123 - 11	350
2	20KV	17,000	RC	36	05124 - 8	05125 - 9	05126 - 10	05127 - 11	540
2	20KV	17,000	RC	41	05128 - 8	05129 - 9	05130 - 10	05131 - 11	540
3	30KV	26,500	RC	36	05132 - 8	05133 - 9	05134 - 10	05135 - 11	580
3	30KV	26,500	RC	41	05136 - 8	05137 - 9	05138 - 10	05139 - 11	580

Classes 00 & 0 Regular Air Leakage Test & Visual Inspection Advised - Re-test not mandatory (maybe subject to change in accordance with latest EN 60903 recommendations)

Classes 1, 2 & 3 Re-test required 6 months from previous test date

Category: A: Acid, Z: Ozone, H: Oil, C: Very Low Temperatures, R: A+Z+H



Flex & Grip Insulating Gloves (Complete with cotton under-glove for comfort)

Leather Over-gloves NOT REQUIRED (Manufactured & Tested to EN60903:2003/IEC 60903:2002)

Class	Tested Volts	Working Volts	Category	Length cm	Code - Size	Code - Size	Code - Size	Code - Size
BT/LV	5,000	1000	RC	41	05154 - 8	05155 - 9	05156 - 10	05157 - 11
1	10,000	7,500	RC	41	05158 - 8	05159 - 9	05160 - 10	05161 - 11
2	20,000	17,000	RC	41	05162 - 8	05163 - 9	05164 - 10	05165 - 11
3	30,000	26,500	RC	41	05166 - 8	05167 - 9	05168 - 10	05169 - 11

BT/LV Regular Air Leakage Test & Visual Inspection Advised - Re-test not mandatory

Classes 1, 2 & 3 Re-test required 6 months from previous test date regardless of use

Category: A: Acid, Z: Ozone, H: Oil, C: Very Low Temperatures, R: A+Z+H



Chrome Leather Over-gloves

Note: A size larger over-glove than the rubber glove gives a more comfortable fit (especially with Classes 2 and 3)

Code	Glove Size	Code	Glove Size	Code	Glove Size
05150	9B	05151	10C	05152	11D



Cotton Inner Gloves

Code No.	Size
05149	One Size



PVC Glove Wallet

Heavy Duty construction excludes light and helps protect gloves from dirt & debris

Code No.	Cat. No.	Dimension (mm)	Dimension (inch)	Weight (gms)
05147		460 x 200	19 x 8	175



Insulated Tools for Live Line Working

TERMS AND CONDITIONS OF BUSINESS

1. TERMS AND CONDITIONS

All goods are sold subject to these Terms and Conditions which shall prevail over all other terms and conditions (including any terms or conditions which the customer purports to apply under any purchase order, confirmation of order, specification or other documents).

2. CONTRACT

A customer's order constitutes an offer, and our written confirmation of the order is deemed to be an acceptance of that offer. The resulting Contract is subject to these Terms and Conditions of Business. For orders placed by Consumers over the Internet, we will send a written confirmation of the order. Consumers are defined in paragraph 16. The Consumer then has a 7-day cooling off period in which to cancel the order before the Contract takes effect. In relation to orders submitted by email, we may send an automatic acknowledgement of receipt of the order – if so this does not constitute acceptance, which will be confirmed separately.

3. PRICE

Unless otherwise agreed by us in writing the price for the goods shall be the price set out in the price list published on the date of delivery or deemed delivery. For deliveries to customers in the United Kingdom, the price for the goods shall be exclusive of any value added tax, which shall be added upon invoice, and inclusive of all costs or charges in relation to carriage and insurance. For deliveries to customers outside the United Kingdom the price will be exclusive of those aforementioned costs.

4. PROPERTY

Property in goods shall not pass to the customer until the whole of the purchase price has been paid. Notwithstanding this, a customer may re-sell goods at full market value as a principal on condition that so long as any part of the purchase price remains due to us, the customer shall account to us for the proceeds of such re-sale to the extent of the amount outstanding and shall hold such proceeds as a trustee. Until property has passed to the customer, he must store the goods (at no cost to us) separately from all other goods of the customer in such a way as they remain readily identifiable as our property, and shall not charge or grant any other such interest over the goods. We shall be entitled to recover payment for the goods notwithstanding that ownership of any goods has not passed from us. The customer's right to possession terminates immediately if he enters administration, administrative receivership, receivership, liquidation, bankruptcy, a creditors or members arrangement or other event of insolvency, or any similar or analogous event in any jurisdiction. The customer grants us, our agents and employees an irrevocable licence at any time to enter any premises where the goods are or may be stored in order to inspect them, or, where the customer's right to possession has terminated, to recover them.

5. RISK

Risk shall not pass at the same time as Property in the goods but shall pass at the time of delivery.

6. SPECIFICATION

We reserve the right to alter without prior notice the specification of any goods listed in the catalogue.

7. SPECIALS

Where any goods are made by us to a customer's design the customer must indemnify us against all claims, damages, costs and liability for breach of any other person's rights.

8. PART DELIVERIES

We reserve the right to make part deliveries against any order and to invoice all such part deliveries at the time of despatch. Such invoices will be payable notwithstanding that the balance of the order has still to be delivered.

9. DELIVERY

Delivery of all orders will be made as early as practicable or as close as practicable to customers' specific requirements. Notwithstanding any delay, however, orders will remain valid and binding.

10. DEEMED DELIVERY

If for any reason the customer will not accept delivery of any goods when they are ready for delivery, or we are unable to deliver the goods on time because the customer has not provided appropriate instructions, documents, licences or authorisations then the goods will be deemed to have been delivered and we may store the goods until delivery whereupon the customer will be liable for all related costs and expenses (including without limitation storage and insurance).

11. DELIVERY SHORTAGES AND DAMAGED PARCELS

Shortages of Delivery must be notified in writing to us within 7 days of receipt of goods, and damaged parcels must be signed for to this effect on the delivery sheet, otherwise claims may not be considered.

12. NON-DELIVERY

The quantity of any consignment of goods as recorded by us upon despatch from our place of business shall be conclusive evidence of the quantity received by the

customer on delivery unless the customer can provide conclusive evidence to the contrary. We shall not be liable for any non-delivery of goods (even if caused by our negligence) unless written notice is given to us within 14 days of the date when the goods would in the ordinary course of events have been received.

13. PAYMENT TERMS

(1) For approved credit account holders only, by net monthly account. An invoice shall be dispatched upon or after each delivery. A statement of the account shall be sent to the customer on or around the last day of the calendar month. Payment for the goods is due no later than the last day of the following calendar month. This payment shall become due notwithstanding the fact that a customer may not have received a statement. This payment shall be made without any deduction by way of set-off, counterclaim, discount, abatement or otherwise. Time for payment shall be of the essence. No payment shall be deemed to have been received until we have received cleared funds. We reserve the right to alter or revoke credit provided to the customer at any time.

(2) For non-credit account holders, including orders placed via the Internet, payments to us shall be made in advance of delivery and shall be made in Pounds Sterling.

14. LATE PAYMENT

We reserve the right to claim interest under the Late Payment of Commercial Debts (Interest) Act 1998. In the event of late payment, we will, from the date payment is due, be entitled to charge interest on the sum due on a daily basis at the annual rate of 4% above the Bank of England base lending rate, suspend all deliveries and/or terminate any orders without prejudice to any other rights we have under these Terms and Conditions or by law.

15. CANCELLATION

Other than as allowed in clause 2, cancellation of any order or part of an order will be accepted only with our prior consent.

16. CONSUMER

Any reference in these Terms and Conditions to a Consumer means any individual who is acting for purposes which are outside his or her trade, business or profession. Nothing in these Terms and Conditions affects a Consumer's statutory rights. The Distance Selling Regulations 2000 apply to all Consumers purchasing via our website.

17. RETURN OF GOODS

Other than as allowed in clause 2, goods may only be returned with our written consent. On such return they will be credited at the invoiced price. Consent will not be given to return goods made specially to order.

18. GUARANTEE

We warrant that our goods conform in all material respects to the details in the current brochure and/or on our website. All goods conform to International Standard IEC 60900:2004 and are suitable for working with voltages of up to 1,000 volts unless indicated otherwise. Any article claimed to be defective at the time of delivery will be repaired or replaced free of charge if, when returned to us carriage paid, examination confirms such defect.

19. LIABILITY

All warranties express or implied, conditions undertakings or representations, however imposed, are hereby expressly excluded other than those expressed in these Terms and Conditions.

We will not be responsible for indirect or consequential loss, damages or any other liability, howsoever arising including through negligence.

We will not be liable for any failure or partial failure of the goods supplied if the customer fails to use the goods in accordance with recognised health and safety procedures and practices pertaining to work with electrical equipment, or uses them outside their normal scope of use. It is the responsibility of the customer (including consumers) and user of these goods to ensure that he or she is fully trained in the procedures necessary and under no circumstances should work on live cables be carried out unless the user is qualified to do so. Nothing in these Terms and Conditions restricts liability for death or personal injury caused by our negligence.

Our total liability in contract, tort (including negligence or breach of statutory duty), misrepresentation or otherwise, arising in connection with the performance of this contract shall be limited to the price of the goods giving rise to the liability.

20. LEGAL CONSTRUCTION

These Terms and Conditions shall be construed according to the Law of England, and all sales subject to them shall be deemed to have been made in England.



Insulated Tools Limited Charlwoods Road, East Grinstead, West Sussex, RH19 2HR United Kingdom
Telephone: +44 (0)1342 324255 Facsimile: +44 (0)1342 327115 Email: enquiries@insulatedtools.co.uk Website: www.insulatedtools.co.uk



ITL Lic (Customer Service)
606 Ryan Ave., Ste Q-3, Westville, NJ 08093 USA Telephone: 0856 853 6400 Facsimile: 0856 853 6402 Email: enquiries@insulatedtoolsusa.com